



EN-Motion

The ultimate PHYSIO treadmill



PARTNER FOR LIFE



EN-Motion

The EN-Motion treadmill is a valuable asset to the physiotherapy and rehabilitation world. An innovative treadmill, ideal for physiotherapy and rehabilitation purposes.

EN-Motion gets the world moving

The EN-Motion brings together the long-established, reliable Enraf-Nonius quality and the practical experience of the movement specialist: a robust, modern and stylish treadmill that gives unequalled performance, with a strong emphasis on safety and ergonomics in its design. The EN-Motion is a treadmill that perfectly meets the needs and requirements of the movement specialist, now and in the future.



EN-Motion: the ultimate **Physio** treadmill

EN-Motion

Auto speed

Auto speed is the revolutionary automatic speed adjuster for maximum comfort of movement. The treadmill automatically adjusts to the speed of the user, without the need to press controls. Want to walk faster or slower? The EN-Motion motion sensor quickly and effectively translates this into your ideal walking speed. Without any action from you – apart from walking at a pace that is comfortable for you! Auto speed ensures the optimum comfort in movement, ideal for exertion tests, such as the 6-minute walking test (6 MWT). Auto speed moves the physiotherapy and rehabilitation process forward!

Tests

Besides functional exercise programmes (which can be adapted as required), you can choose from various exercise tests, including the 6 MWT. With the auto speed function, you are guaranteed that this test will be carried out reliably! The test data are compared against standard data and are presented clearly. Make no mistake – you will make great strides in the area of clinimetrics with the EN-Motion.

Extremely low step-up height

The first step on the way to recovery is soon made. With the extremely low step-up height of only 12,5 cm, the EN-Motion is the most accessible medical treadmill in the world. Unique in physiotherapy and a highly appreciated innovation for patient and therapist.



EN-Motion

Progressive Shock Absorption (PSA)

PSA is the special method of shock absorption that ensures smooth cushioning at all times. This prevents unnecessary stress on the joints, irrespective of the weight or walking style of your patient. Even the most sensitive patients can manage the EN-Motion without any difficulty. The belt takes weights up to a maximum of 235 kg.

User Interface

The EN-Motion is very user-friendly and has a colour display with strong graphic features. The result: a clear and accurate reflection of your training session or test. Furthermore, it is presented in a very creative and artistic way.

Dual Slope Technology (DST)

With one press on the button, you set the desired slope angle (inclination). With DST you can not only set positive slope angles (to +15%), but also negative slope angles (to -10%). Ideal for concentric and eccentric muscle training.



EN-Motion

Electrical side bars

Need to set the ideal height quickly and easily for patients who require temporary (partial) weight support? No problem for the EN-Motion! With a wide range of settings, the EN-Motion is ideally suitable for children as well as for very tall adults. Because of the open design, observation of the walking pattern is made easy.

Multifunctional handlebars

Multifunctional side bars (handlebars): thanks to the special shape and materials used, the multi-grip not only feels comfortable and safe, but also provides enough support and security to every patient.

Quiet motor

The EN-Motion has a powerful but quiet motor.

Take a step forward. Step over to EN-Motion!



* = Only on the EN-Motion Plus model



EN-Motion

EN-Train

Do you work with EN-Train? In that case, the EN-Motion is the perfect treadmill for you, too. With the familiar chip card, the EN-Motion is quick and easy to control. Patient-related training and test results are stored automatically. EN-Train software facilitates 'remote personal assistance'!

The EN-Motion is a medical device

Naturally, the EN-Motion meets the medical guidelines (MDR) and guarantees medically responsible therapy and a high degree of safety.

Loads up to 235 kg

With a maximum admissible patient weight of 235 kg, the EN-Motion is the ideal treadmill to meet the guidelines on the treatment of obesity. For extra support and guidance the patient and the therapist can walk together on this revolutionary machine.

From slow to fast

With a speed range of between 0.4 km per hour to 18 km per hour (adjustable in steps of 0.1 km per hour), the EN-Motion is very versatile, not only in the area of patient treatment, but also with regard to preventive training (physiotherapy fitness). For young and old, big and small!

EN-Motion

Clear control panel

The control panel is very clear, with a switch and a couple of buttons to quickly and easily select functions or start the therapy or test. The intuitive controls concept ensures that no time is wasted and no confusing information is given. The EN-Motion is always ready for you!

Test protocols

The EN-Motion has various protocols as standard for purposes of exertion testing, including the 6-minute walking test (6MWT). It supplies reliable and detailed test data that are at the same time easy to interpret. It makes it simple to collect objective data for purposes of clinimetrics.

Exercise protocols

As well as working with fixed protocols (14), you can define and save a maximum of 30 personal exercise protocols.

TFT colour screen

For crystal clear images and legible information. Clear to both patient and therapist. The unique graphic reproduction guarantees motivating training sessions!

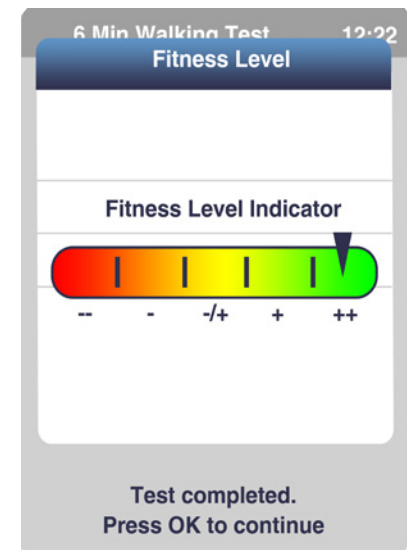
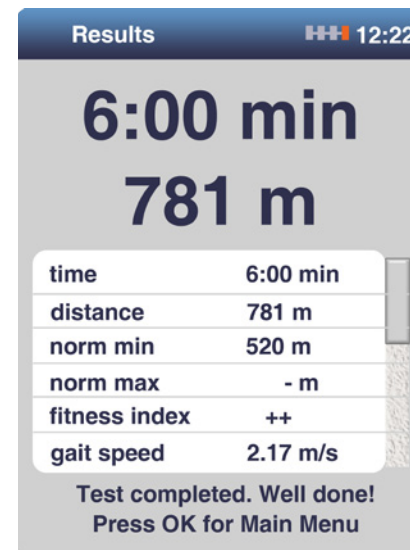
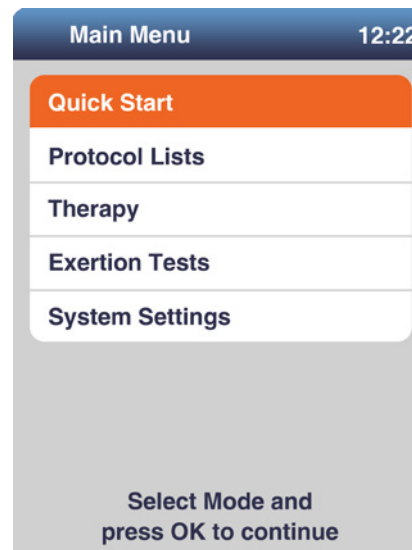

Design and functionality

The EN-Motion, with its sturdy, robust appearance, will be a real asset to your practice. This is a stylish treadmill that attracts attention, not because of the noise it makes (it has a very quiet motor), but because of its design and performance.



EN-Motion

- Control console
- User-friendly
- Ergonomic
- Full colour
- Clear information
- High resolution TFT
- Crystal clear images
- Presentation of test results
- Chip card operation
- Graphic exercise profiles



EN-Motion

1665901 EN-Motion 230 V (fixed side bars)

1665905 EN-Motion 230 V (fixed side bars and step-up aid)



ORDERING DATA

1665902 EN-Motion Plus 230 V (electrically adjustable side bars)

1665906 EN-Motion Plus 230 V (electrically adjustable side bars and step-up aid)

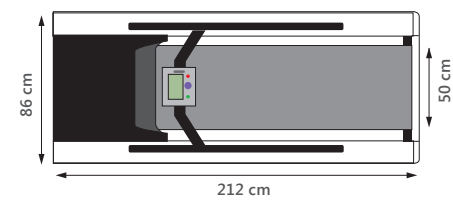


Standard accessories

1665760 Instructions for use

1665761 Information Booklet

1665802 Hip belt with magnetic emergency stop



EN-Motion

ACCESSORIES

Optional accessories

- 1665800 Emergency stop (XL emergency stop)
- 1665801 Ramp
- 3496837 Sigma Sport transmitter
- 3496838 Elastic band for the Sigma Sport transmitter
- 1665804 Step-up aid (set of 2 side supports)



1665800



3496837



3496838



1665801



1665804



EN-Motion


RELATED PRODUCTS

EN-Train

The EN-Train concept give you full control over the active rehabilitation process, ensuring optimum treatment at all times. Training schemes can easily be compiled using the training recommendations already preprogrammed in the software.

Ordering data

1411811 EN-Train installation kit



Power:	230V
Motor:	DC motor, 3.5 Hp
Motor capacity:	2600 W
Min./max. speed:	0.4 - 18 km/hr (in steps of 0.1 km/hr)
Positive slope angle:	0% to +15% (in steps of 0.5%)
Negative slope angle:	0% to -10% (in steps of 0.5%)
Dimensions:	212 x 86 x 148 cm (l x w x h) (Height includes mounted console)
Effective walking surface:	150 x 50 cm
Height of side bars:	76 cm – 93.5 cm (distance from the walking surface to the underside and upper side of the bars respectively)
Height of side bars ('Plus' type):	61 cm – 108.5 cm (distance from the walking surface to the underside and upper side of the bars)
Total setting range ('Plus' type):	30 cm (electrically adjustable)
Step-up height:	12,5 cm ('Standard' and 'Plus' type)
Weight of treadmill:	150 kg ('Standard' type) 165 kg ('Plus' type)
Max. permissible patient weight:	235 kg
Display:	LCD/TFT colour display (with backlight)
Training profiles (fixed programmes):	14
Training profiles (user-defined):	30

This is a medical device



It complies with all applicable medical regulations. For more details please consult the instructions for use (downloadable via www.enraf-nonius.com).





EN-Motion



The ultimate PHYSIO treadmill

Enraf-Nonius B.V. | Vareseweg 127 | 3047 AT Rotterdam | The Netherlands

www.enraf-nonius.com | info@enraf-nonius.nl | + 31 - (0) 10 20 30 600



PARTNER FOR LIFE